

CONCOURS



THE OFFICIAL NEWSLETTER OF THE SAN DIEGO MODEL CAR CLUB

October 2004

I hope you all had a great month. I've been in kind of a funk over the last few months, primarily because of business and family responsibilities, and haven't been able to spend any time on the hobby, other than buying stuff and talking about it. But a recent trip to the California Hot Rod Reunion fixed all that! For those of you who don't know about this event, it's a veritable Bacchanalia of hot rods, dragsters, smoke, nitro, questionable food, and everything else a true hot rod fanatic could want, all rolled up into one 3-day event at Famosa Drag Strip just north of Bakersfield. Having attend six of these things now, it's become a bit of a thing for me, and I'll continue to go as long as they have them,

In addition to all the great cars (and girls) to see, I also had the pleasure of hooking up with some great model makers from up in Northern California. Joe Curtis of Fremont Racing sets up a tent up there every year to display his resin and decal products and always brings along a few guys from his neck of the woods. These guys include Randy Waugh, Steve Prideaux, Rich Rugerio, and Dave Reese. They brought along many of the great drag racing models they've built over the years and people passing by Joe's tent couldn't help but stop in a take a look.

By the way, if you haven't seen all the great resin bodies and decals that Joe is making for model dragster fanatics, check it out at www.fremont racing.com. There's are a lot of great projects there.

In addition, I saw Roger Lee, and of course, Jesse Chavez, Paul Mendoza, and Cliff Wright were there, too. Jesse, Paul, and Cliff were there to help out a Nostalgia Dragster guy from the Midwest, so they had their hands full all weekend. Especially Jesse, who was also occupied with "other things", too.

For myself, however, it was all about the cars. I must have taken over 750 pictures while I was there. And the most exciting car up there for me was the Stellings & Hampshire dragster, now completed and painted. To most dragster nuts, this car is the most beautiful drag racing vehicle ever created, and now it's been fully restored and preserved by Dennis Prater of Lake Forest. It was so inspiring to see this great car, that I'm now working on a model of it. Check out the Skip's Model Shop section of CONCOURS for more info on that.

As if the California Hot Rod Reunion wasn't enough, the very next weekend, there was a nostalgia Funny Car event at the Barona Drag Strip right here in East County. For those of you who haven't been out to this place before, you're really missing something great. This was my first experience up there and I'm most definitely going back. Barona is an 1/8th mile strip, which I was a little skeptical about at first. However, after Bakersfield, I came to understand that most of the interesting action in a drag race occurs in the first half of the race, so 1/8th mile makes for some great racing. The facility itself is pretty rustic, which adds to it's charm, and the cars that were there were plenty exciting and interesting to see. There's one more Nostalgia event happening on October 24th (next weekend) and if you dig drag racing at all, you should make an effort to go up there and see it! I think you'll really like it. However, bring your own food. They serve the second worst hamburger I ever had, and by far the WORST fries!

Special thanks go out to Robert Burns for taking the pictures at the September meeting when I couldn't make it. And special congrats go out to Drew Hierwarter for winning the 70's Theme Night with His Shirley Muldowny dragster.

Later,

Skip

The photo at right shows the model builders Jesse and I hooked up with at CHRR. They include (from left to right) Dave Reese, Randy Waugh, Rich Rugerio, Steve Prideaux and Joe Curtis. Fir those of you who read this newsletter and don't know us, the guy in the hat is Skip samples and the criminal-looking type standing next to me his SDMCC President Jesse Chavez. He was taken off in handcuffs right after this picture was shot.



Themes for 2004!

January: Winston Cup - The Last Hurrah for Winston Cup cars! The end is now for Winston Cup so let us honor the legacy by building something to honor it. Hurry before they call it the Viagra Cup! *The winner was Drew Hierwater!*

February: Monster Garage - Models built from left-over parts. Use your imagination! *The winner was Dan King!*

March: Bonneville Salt Racers - Pass the salt, really fast! Land speed cars of any type, real or imagined. *The winner was Jesse Hermasillo!*

April: Tamiya - Any kit made by Tamiya! *The winner was Lee Williams!*

May: Pretty in Pink! - Not just Skip's favorite movie, but any car painted Pink! Ok, who has the Pink Panther Mobile? *The winner was Brian Kelly!*

June: Allan Day Build - Build a kit you purchased from Allan's auction. We know what you bought, so keep it honest! *The Winner was Brian Kelly.....AGAIN!*

July: Imports - Hooray for the red white and blue! So let us build something foreign! Any car as long as it is not a domestic! *The Winner was Harry Cotrill!!!*

August: Out Of Business Manufacturer - Build a kit from an out-of-business manufacturer such as Aurora, MPC, IMC., etc. Kit can be a reissue done by a current mfg such as Lindberg/IMC, Revell/Aurora, or AMT/MPC, but the molds had to be from the original defunct manufacturer. *The Winner was Jesse Chavez!!!*

September: Disco Drag! - Any 70's era Drag Car qualifies! Real or imagined qualify for this one. Extra credit for anyone in a leisure fire suit! *The Winner was Drew Hierwater!!!*

October: Any scale but 1/25 or 1/24 - Bring out your odd ball stuff! Build that miniature 1/48 McLaren or that Tony Nancy 1/16th scale rail!

November: Curb Side Plus - You can build it like a traditional curbside or add some additional detail, but not full detail. Great way to show off your painting skills!

December: Revell-Monogram - Any kit made by these two will qualify.

The RULES!

1. All builds must be new-builds or they will not qualify for the Theme Night prize. You are, of course, more than welcome to bring in old models that might fit the theme.
2. All builds must be finished. No half-done models will be considered for the award.
3. If you are not planning to use the Theme Night award (a \$25.00 Gift certificate to Phillip's Hobby HQ) please let the "Theme Master" know so he can leave you out of the voting. Give someone else a chance by taking a pass.
4. You can enter as many models as you like! The whole idea is to build something!
5. No wagering!



MOVIE MODEL TRIVIA

by David Allin

See if you can answer these questions about movies that have touched on the hobby of modeling. Give yourself five points for every correct answer. If you score more than 30, you may be watching too many movies.

1. Political Question: In what movie do model car magazines play a pivotal role in leading the hero to the villain? Scale Auto Enthusiast makes a brief screen appearance.
2. Surprising Question: The cars from Bullitt were recently released as die-cast kits, and the Dodge Charger was accurately depicted with fake-mag hubcaps. During the exciting chase scene in the movie, how many of these hubcaps did the Dodge lose?
3. Deadly Question: In what movie is the hero chased by a bomb-laden radio-control model car? Extra points if you can describe the model car.
4. Train Question: Name the recent comedy in which a model train enthusiast is told, *Thank God for model trains. If they didn't have the model trains, they wouldn't have gotten the idea for the big trains.*
5. Really Obscure Question: What cult movie included a scene in which a car salesman offers his customer a hit of cocaine from the engine compartment of a Burago Ferrari model?
6. Not-really-model-related Question: In the original 1974 version of Gone in 60 Seconds, unlike the sad Nicholas Cage remake, what year and model was Eleanor? Extra point questions: What Indy car greats had cameos in this movie? Who produced, wrote, directed, starred, and did the stunt driving?

Answers:

1. In The Line of Fire, starring Clint Eastwood as a secret service agent, and John Malkovich as the evil car modeler. Personally, I think a resin-cast gun would shatter the first time it was fired, but nobody asked me.
2. The correct answer is five. Watch the movie and count them as they fly off.
3. The Dead Pool, again starring Clint Eastwood. The car is a black Stingray. It's amazing how they were able to cram enough batteries into the 1/10 scale model to propel it at speeds up to 40 miles and hour for several miles, along with enough explosives to totally destroy the cop car.
4. A Mighty Wind, with Michael McKean, Christopher Guest, Eugene Levy, and host of others. The guy had a really nice train layout in his basement.
5. If you have never seen The Hidden, with Kyle McLachlan, you should rent it. Lots of really cool cars, heavy metal music, and sci-fi mayhem as a space-alien criminal goes on a rampage in Los Angeles.
6. It's a 1973 Mustang Mach 1. The hero briefly met with Parnelli Jones, J.C. Agajanian, and Tony Bettenhausen. H. B. Halicki, himself a former salvage yard owner, did most of the work on the movie, which is far better than Cage's. More than 70 cars are wrecked during the final chase sequence, all done without computer graphics (and without filming permits). Except for Halicki, most of the stunt drivers were off-duty cops. Halicki fractured his spine in the famous car-jump ending, and was killed while doing the stunt driving for a never-completed sequel.



THE DERANGED MODELER



by Darryl Gassaway

Well here we are again, the end of the year is getting near and it is club dues time again. I will be accepting your \$20.00 at the next couple meetings, Cash is preferred, but checks are OK, but I might add the following warning. Since I cash the checks at my bank and transfer the cash to the club funds I have rat holed away it is important to both of us that your check doesn't bounce. If this should happen you get to deal with my wife over the bounced check fee we will be charge. I might add, you really don't want this to happen.


October also means it is Happy Birthday San Diego Model Car Club time. Yes, the club has managed to survive 17 years. Sadly few of the original "Dirty Dozen" who were charter members are still active. The driving force was Skip Samples who led a group of defectors away from the local IMPS because it's leaders lacked any interest in car modeling. After a few months of being known as IPMS Fletcher Hills it was noted the club was building mostly car models. After that the name was changed to the SDMCC and the rest is history. As usual there will be refreshments at the meeting to celebrate our 17 anniversary.

Over the years the club has had various club challenges (everyone builds a particular model or type of model) or individual members get together and decide to build a similar kit. After last month's meeting I joined one of those small groups who have decided to build the '50 Ford pick up kit. The idea here is for all of us to have them done in time for the Cactus Classic in Victorville this November 21st. So far the group consists of Jesse Hermisillo, Dan King, former member, Brad Phillips and myself. If you are interested start building now and we'll see you at the show. There are no rules as to which style to build, it can be a custom, a street machine or a commercial vehicle. The only thing limiting what you build is your imagination. Since I had a "project" '50 Ford pick up already sitting on my bench I had a bit of a head start. I will be bringing my project to the meeting for all to see.

Speaking of customs, I finally found some great '56 Packard tail lights to use in the '53 Ford custom I started a couple years ago. The major stumbling block on this project was the tail lights, I had purchased 2 pair from R&R specifically for this project when I discovered they were not the same. As a matter of fact I couldn't find 2 that matched, which I might add, upset me greatly. How can a resin caster make 4 parts and not have them match? While browsing the Hobby Heaven message board I saw a posting about new products from Replicas & Miniatures of Maryland and listed in the additions were '56 Packard tail lights as well as '54 Packard tail lights. Both of these were very popular with customizers in the late 50's and early 60's, so I quickly got on the phone and ordered some. I also ordered a set of '41 Studebaker tail lights to try on a street rod. Three days later the postman rang the bell and handed me a package with all the new goodies inside. Let me tell you these things are gorgeous and very user friendly. If my mind doesn't slip into neutral I'll try to remember to bring them to the meeting.

It really feels good to be working on models again after my 2 month funk. I have almost finished making the alterations to the AMT '25 T, actually it's the track nose that isn't finished and I have been thrashing away on the '50 Ford pick up. Next I think I drag out that '53 Ford and see if I can finish it up. After all I will need to have some new stuff for GSL in 2005. The Modified Sportsmen haven't been forgotten, I just needed a break. I have managed to collect a for more parts for them and I even modified a couple resin wheels to make the rears for the 4th one on the finish list. If I can have one or more done plus the pick up and the 53 Ford then I feel pretty good about GSL.

Two last things, Rusty Klaus, the Victorville promoter, has asked if we can sponsor a category again this year. We have always supported his show in the past, money permitting, and we can certainly afford the \$28.00. And, Revell has announced they are slowing down the development of die cast cars because their customers have voiced their opinion and want more plastic kits. Good news for all of us. Okay that's it for this month, but before I go a reminder, it's a great day for modeling, enjoy it



For Sale: Can't afford to maintain anymore...Going to school.
High mileage, worn out interior, loud, lots of modifications, used to be fun
but now its boring, not very reliable, but stands up to a beating,
test drivers welcome...Best offer. Call Rob @ (905)822-6381, or if you
want the car call (416) 753-0744



As I mentioned in the my editorial this month, I just came back from the California Hot Rod Reunion a couple of weeks ago and one of the real highlights of that event was seeing the Stellings & Hampshire dragster, sometimes called the Stamp Car, completed, painted, and running. Among true old dragster fans, the S&H car was, and is again, the most beautiful dragster ever built and it's current owner, Dennis Prater of Lake Forest, has done an incredible job of bringing this lovely car back to life. And added to that, Joe Curtis at Fremont Racing introduced a new resin body kit for the car at CHRR too, (and is working on decals for it, to boot, so now we have no excuse not to be able to build a model of it.

Now it was my plan to do a whole article on the car as well as building the model, but time has run so short and we also have the RCHTA show information to share, so we'll put the S&H car off for a month. This'll give me a little time to get some more information on the car and do the article up right. However, just to whet your appetite a little, I've included a couple of shots of the car and the body.





As for the RCHTA show, I don't have a lot of final details yet, but the Hobby Heaven Message Board has posted some pictures of upcoming kits from Revell, AMT, and Polar Lights. There are quite a few interesting kits coming out, most notably the new Ford GT (Polar Lights) and a reissue of the ORIGINAL Big T 1/18th scale Monogram kit (Revell). Since we don't have a lot of room in this issue to list all the kits coming out, I'll send out a special PDF with that list right after this newsletter goes out tonight (Wednesday).

While I have your attention, this would be a great time to mention a couple of websites that can provide you with the kits and supplies you might not be able to find at your local hobby shop. I always recommend going to Phillip's "Don't Ever Call Me Phil" Hobby Headquarters first, but it's not always reasonable to expect him to stock, or even order, every little thing you might want or need. Therefore, if he doesn't have it, a good place to try is Hobby Heaven (www.modelcarkits.com). They have a HUGE selection of current and recently discontinued kits and related supplies. Another great website is www.slix.com. Yes, the same Slix that makes those great decals has a website chock full of kits, decals, resin parts, and Black Gold (House of Kolor) paints, too. It's mostly aimed at the drag racing fanatic, (like me) but there's something for everyone at Slix. And their mail order service is really FAST! And if you dig racing cars, including NASCAR and Le Mans-type sports cars, check out www.stradasports.com. They carry many of the really hard to find kits, decals, and products for these types of models. And if NASCAR is your thing, another great site to visit is www.bsrep.com. They have a gigantic selection of NASCAR decals and accessories from a wide variety of producers.

Here are just a few of the new kits announced at the 2004 RCHTA show. It'll be a fun year, at least for some of us!



The picture at right shows the new Fremont Racing S&H body mounted on a mock-up chassis. It needs a little work, but it promises to be a cool little digger when it's done!




PHOTOS FROM THE SEPTEMBER CLUB MEETING

Photos by Robert Burns



Drew Hierwarter's winning Muldowney Dragster





The San Diego Model Car Club meets on the third Thursday of each month at the Canyonside Recreation Center located on Black Mountain Road between Mira Mesa Blvd. and Rancho Penasquitos Pkwy. From I-15, take the Mercy Road exit, go West to Black Mountain Road. Turn right and then left at the first stop light, about 1/3rd mile. Meetings begin at 7:00 PM and the dues are \$30.00 per year.

HOBBY HEADQUARTERS in El Cajon is your one-stop car modeling store with kits, paints, decals, and aftermarket supplies. If we don't have it, we will order it for you. We're also proud to be the co-sponsor of the SDMCC 2004 Theme Night Awards.

Our hours are Monday through Friday from 12:00 PM to 6:00 PM, Saturday 10:00 AM to 5:00 PM. Closed on Sunday

NOTE: CLOSED ON WEDNESDAYS AND SUNDAYS

PHILLIP'S HOBBY HEADQUARTERS

1571 Magnolia Avenue #203
El Cajon, CA 92020
(619) 562-1790



2352 Manion Street
El Cajon, CA 92020